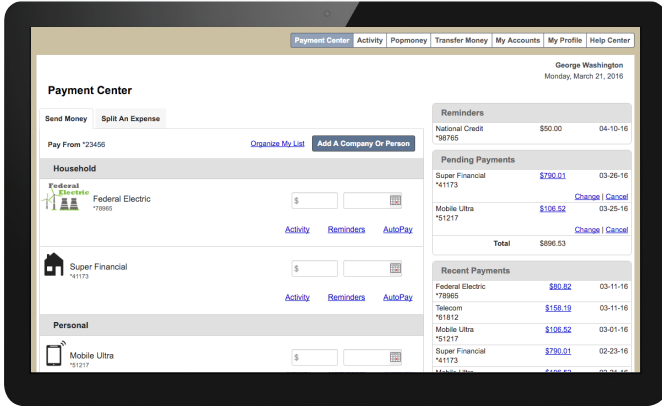


# AUTOMATIC PAYMENTS

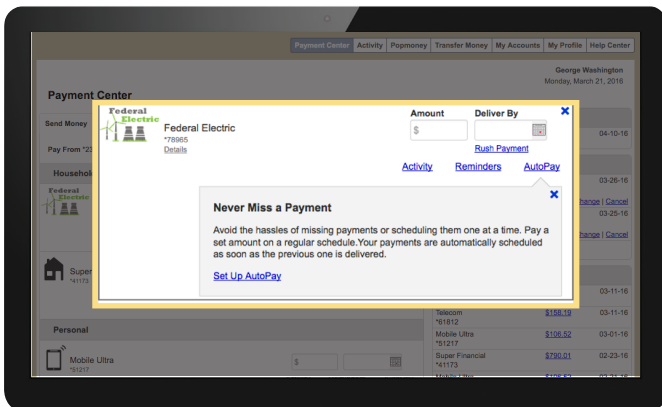
Set it and forget it! Simplify your life with automatic payments.

When you have bills that are the same amount and due the same time every month, automatic payments can ensure you're on time, every time.



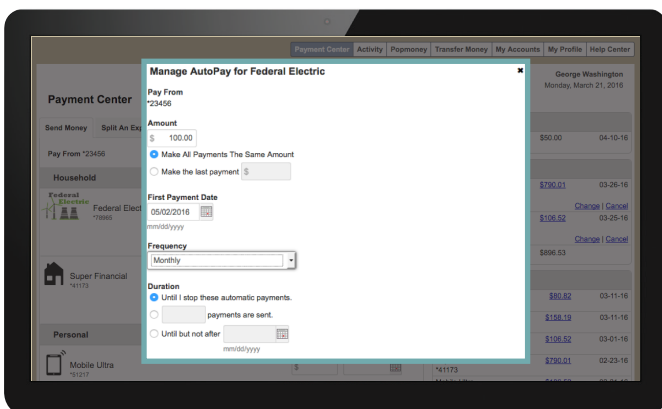
## 1 Get Ready

- Sign into your Online Banking Account
- Navigate to the Payment Center



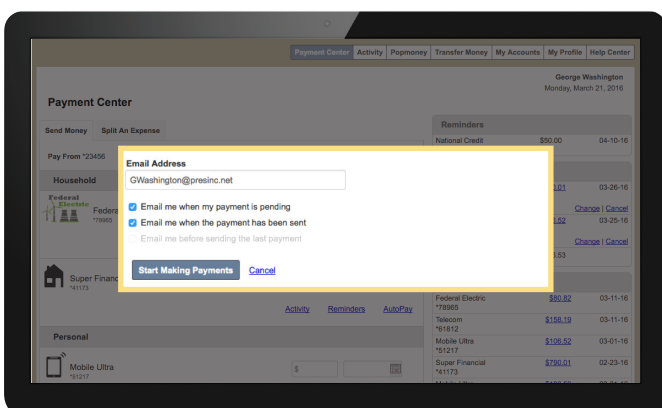
## 2 Customize your Settings

- From the Send Money tab select the bill you want to set up
- Click on AutoPay
- Then click on Set Up AutoPay



## 3 Set up the Details

- Choose Pay From account
- Enter payment amount
- Select first payment date
- Choose the frequency and stop dates



## 4 Save and Go

- Enter your email address for your reminders
- Click Start Sending Payments